



Welcome to Sparks Middle School

Presented by the Counselors:

Mrs. Harrell - Team Ohio & Lead Counselor

Mrs. Walker - Team UCLA & Team Texas

Mrs. Wright - Team Gators



Middle
School
Years:

A time for
transition

- Students feel excited and apprehensive about the transition to Middle School. We encourage our students to communicate their feelings and recognize this is a transition period for both parent and student!
- Understand that middle school can frustrate even the most patient students and parents!!
- A time of change: students will be experiencing physical, emotional, intellectual, and social changes.

What..... Uniforms?



- ▶ Students ARE allowed to wear:
 - ▶ Wear their polo shirts
 - ▶ Khaki or black Pants
 - ▶ Sweatshirt or Jacket
 - ▶ Uniform shirt
 - ▶ Choose Love shirt
- ▶ Students must buy their own khaki or black pants , shorts, or skorts.
- ▶ These items can be purchased at various stores (i.e. Walmart, Target, Kohl's, etc.) or through Kate's Logos www.KatesLogos.com
- ▶ Altering of the school uniform will not be allowed.
- ▶ Students are NOT allowed to wear:
 - ▶ Jeans or other colored pants
 - ▶ Sweatshirt with NO uniform underneath
 - ▶ Hats or Hoods in hallway or classroom

Cell Phone Policy

- ▶ Sparks Middle School does not allow cell phone usage at school - especially not in class!
- ▶ Some may allow usage during unstructured time per teacher instructions/permission.
- ▶ Cell phones will be confiscated if they are being used during class or in hallways and can be collected at the end of the day by Parent/Guardian.





Make a Difference (M.A.D) is a student-led program at Sparks Middle School. Students learn skills such as self-advocacy and student empowerment.



Students who participate in the M.A.D. programs create monthly themes and advisory challenges such as door decorating contest.



In addition, these students coordinate school-wide activities (dances, fieldtrips, and family barbecues).



Fundraisers are a part of this program. The proceeds from the fundraisers are used for school activities and community outreach events.



There is a procedure for entry into this program. Students can apply for this program by completing and submitting the M.A.D. application.



In addition, students must receive a letter of recommendation from their teachers. M.A.D. students are expected to maintain a 2.5 G.P.A.

Make A Difference (M.A.D)

Team Up - After School Program

The team-up afterschool program is an academic intervention program. During the academic hour, students receive tutoring in core subjects (English and Mathematics).



The enrichment hour focuses on different developmental domains (social-emotional learning).



Students engage in fun activities such as sports and talent shows. Snacks and dinners are provided to the students in the afterschool program.

How are Students divided and what are teams?

- ▶ Students are divided into Teams.
- ▶ Our Teams:
 - ▶ UCLA
 - ▶ Gators
 - ▶ Ohio
 - ▶ Texas
- ▶ All teams are comprised of core classes along with electives: English, Social Studies, Math, and Science.

Materials and Supplies

What you can get early:

- Binder
- Dividers
- Pens, Pencils, Colored Pencils, Highlighters
- Calculators
- Notebooks
- Uniform

What you can get later:

- Tracker
- Course-specific material
- Student ID Card



We advise no backpacks!

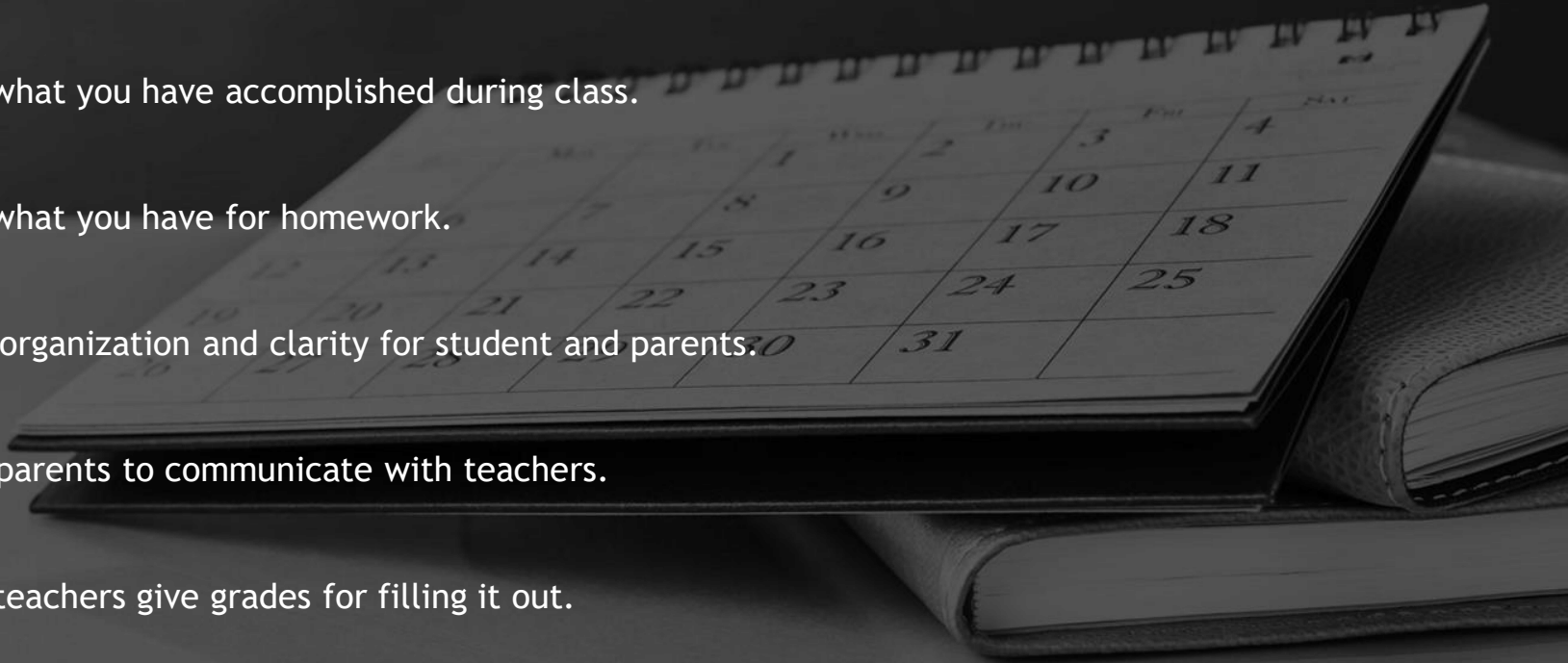
If you bring a backpack, it will need to stay in your Advisory class for the school day.

Backpacks are NOT allowed to be worn in hallways or taken to each class.

Lockers are not being assigned or used at this time.

Tracker:

- ▶ Show what you have accomplished during class.
- ▶ Show what you have for homework.
- ▶ Keeps organization and clarity for student and parents.
- ▶ Allow parents to communicate with teachers.
- ▶ Some teachers give grades for filling it out.



Tracker Example:

Week of Aug. 12 – 18			
	Monday 12	Tuesday 13	Wednesday 14
Math 1	p. 16 #s 4-12	4 5 6 7 NO 1 st period, cross off	p. 18 odd, 1-21
Science 6	X	JQ Objective	X
Language Arts	X	RT#1 due 8/30	X
History 2	Parent signature due Friday 8/16	X	Study guide #1
elective			

Thursday 15	Friday 16	Saturday 17	Sunday 18
No weekend HW test on Thursday study for Safety test 8/22	X		
Finish about me due 8/19	X		
X	Study guide #2		

August 2013														
m	t	w	th	f	s	s								
			1	2	3	4								
5	6	7	8	9	10	11								
12	13	14	15	16	17	18								
19	20	21	22	23	24	25								
26	27	28	29	30	31									

Tips for Success:
Start the day off with a good breakfast. A good breakfast will help you be more positive and alert.

Notes:
Enrichment
Bring team name ideas


Parent Signature

01	640E-7 (MON, WED, THU) G6: SOCIAL STUDIES WHALEY Rm: S20 Team: Texas	640E-7 (MON, WED, THU) G6: SOCIAL STUDIES WHALEY Rm: S20 Team: Texas	640E-7 (MON, WED, THU) G6: SOCIAL STUDIES WHALEY Rm: S20 Team: Texas	640E-7 (MON, WED, THU) G6: SOCIAL STUDIES WHALEY Rm: S20 Team: Texas
02	620E-7 (MON, WED, THU) G6: MATH TARGETT, Rm: S22 Team: Texas	620E-7 (MON, WED, THU) G6: MATH TARGETT, Rm: S22 Team: Texas	620E-7 (MON, WED, THU) G6: MATH TARGETT, Rm: S22 Team: Texas	620E-7 (MON, WED, THU) G6: MATH TARGETT, Rm: S22 Team: Texas
03	630E-7 (MON, WED, THU) G6: SCIENCE KERR Rm: E1 Team: Texas	630E-7 (MON, WED, THU) G6: SCIENCE KERR Rm: E1 Team: Texas	630E-7 (MON, WED, THU) G6: SCIENCE KERR Rm: E1 Team: Texas	630E-7 (MON, WED, THU) G6: SCIENCE KERR Rm: E1 Team: Texas
04	610E-3 (TUE, WED, FRI) G6: ELA HINKLE Rm: S17 Team: Texas	610E-3 (TUE, WED, FRI) G6: ELA HINKLE Rm: S17 Team: Texas	610E-3 (TUE, WED, FRI) G6: ELA HINKLE Rm: S17 Team: Texas	610E-3 (TUE, WED, FRI) G6: ELA HINKLE Rm: S17 Team: Texas
05	650-5 (TUE, WED, FRI) ART I WELLMAN Rm: S3	650-5 (TUE, WED, FRI) ART I WELLMAN Rm: S3	553-52 (TUE, WED, FRI) TOTAL FITNESS MCNULTY, AMANDA J Rm: S15	553-52 (TUE, WED, FRI) TOTAL FITNESS MCNULTY, AMANDA J Rm: S15
	832-6 (TUE, WED, FRI) DISTANCE EDUCATION TREMAIN 6th P Rm: S16	832-6 (TUE, WED, FRI) DISTANCE EDUCATION TREMAIN 6th P Rm: S16 Drop: 12/16/2021	949-10 (TUE, WED, FRI) STEM LAB KOYEN, LINDA Rm: E3	949-10 (TUE, WED, FRI) STEM LAB KOYEN, LINDA Rm: E3

How do I read my schedule?


What is “Advisory?”

Each student has an Advisory teacher for the entire year. The purpose of advisory is to increase academic achievement, social emotional learning, future planning, and personal growth. In advisory, our goal is to ensure each student is properly prepared for the day and receives breakfast.



Advisory class length is typically 30 minutes except for Wednesday early release schedule, Advisory is 10 minutes.

Students earn points during the week which amount to a grade:

- Points for behavior and work ethic (Engaging in activities, work assignments, filling out agenda, parent signature, etc.)
- 

In Advisory, students will do a variety of activities and receive information about current school events.

What is “Enrichment?”



Enrichment is a class that supports the core curriculum and involves academic interventions. Generally, activities are completed in-class, and typically, students will not have homework. Possible activities include state mandated programs/lessons (bullying), schoolwide PBIS (door decorating), etc.



Enrichment class length is typically 30 minutes.

Students earn points during the week which amount to a grade:

Points for behavior and work ethic (Engaging in activities, work assignments, filling out agenda, parent signature, etc.)

Elective Classes

During a student's time in middle school, they must also take what are called "elective" classes.

These can include:

- Physical Education (P.E.)
- Music classes (Orchestra/Strings, Band)
- Stem Lab, Robotics, Communications, Art
- OLE (Online Learning Education)


Physical Education (P.E.)

↓ https://www.canva.com/design/DAFch47s0P4/1cNWkAX0gOUpzYmsQlGK5w/edit?utm_content=DAFch47s0P4&utm_campaign=designshare&utm_medium=link2&utm_source=sharebutton

Elective Class Videos:

6th grade elective classes - YouTube

Use the URL code below to submit your selections



YIPPEEEEE!

Time to select your classes:

1

Type in sparks middle school in the search engine.

2

Click on Sparks MS/Home-Washoe County School District.


3

On the right-hand side there are tabs, click 22-23 Course Selection.

Here is where you will find all the information regarding course selections.

4

Watch us as we fill out the form as a 6th grader then we will walk you through it 😊.



Here's a QR code if you prefer to scan from your phones

Sparks Information and Help



Information and updates are available on our website:



<https://www.washoeschools.net/Page/1583>

Back to School BBQ

- ▶ You are invited to our back-to-school BBQ that provides you the opportunity to tour Sparks Middle School during the summer. This opportunity will help you get comfortable with the building and your schedule. Older siblings or friends can guide you through the building, pointing out classrooms, library, gymnasium, and cafeteria.
- ▶ We will send out a notification on the date and time over summer.



Questions?

- ▶ We are excited to have you in our Sparks Middle School Family.
- ▶ Good luck at Middle School.

